




























March

Miss Dina & Miss Kim

Monday	Wednesday	Friday	ELDS Connection
<p>3</p> <p>Dr. Seuss !</p>	<p>5</p> <p>March comes in like a lion</p> <p>  </p>	<p>7</p> <p>And goes out like a lamb</p> <p>  </p> <p>Letter U</p>	<p>S.48 Explore how animals depend on their environment for food, water and shelter.</p>
<p>10</p> <p>Let's make a Leprechaun</p> <p>   </p>	<p>12</p> <p>Let's make four leaf clover</p> <p>  </p>	<p>14</p> <p>What's at the end of the rainbow </p> <p>Pots of gold!</p> <p>Letter V</p>	<p>S.36.2 Manipulate materials and comment on the impact of one's own actions</p>
<p>17</p> <p>St. Patrick's Day!</p> <p>Can we catch that sneaky Leprechaun  </p>	<p>19</p> <p>Let's make spring flowers</p> <p>  </p>	<p>21</p> <p>Let's paint with watercolor</p> <p>Letter W</p>	<p>L. 48.23 Wright or convey an idea or story. "Writing involves scribbles, letters, and or shapes</p>
<p>24</p> <p>Let's make hot air balloons!</p> <p> </p>	<p>26</p> <p>Hungerford Nature Center Visits today</p>	<p>28</p> <p>Let's make a spring tree</p> <p>   </p> <p>Letter X</p>	<p>C.36.2 Maintain interest in exploring specific topics over time. C.48.4 Engage in and complete learning activities with peers.</p>
<p>31</p> <p>Let's make spring Planter pots!</p> <p> </p>			